

XEP4E1FD

Microswitch, Limit switches XC Standard,
miniature limit switch, flat plunger, cable length
0.5 m



Main

Range of product	OsiSense XC
Series name	Special format
Product or component type	Microswitch
Device short name	XEP4
Detector design	Subminiature, DIN 41635 B format, sealed
Head type	Plunger head
Movement of operating head	Linear
Type of operator	Plunger
Switch actuation	On end
Type of approach	Vertical approach
Electrical connection	Pre-cabled
Cable length	0.5 m
Cable composition	3 x 0.5 mm ²
Contacts type and composition	1 C/O standard
Contact operation	Snap action
Contacts material	AgCdO

Complementary

Body material	Polyester
Maximum force for tripping	2.5 N lever fixing position in A 2.5 N lever fixing position in B
Minimum release force	0.8 N lever fixing position in A 0.8 N lever fixing position in B
Maximum permissible end of travel force	10 N lever fixing position in A 10 N lever fixing position in B
Tripping point	8.4 Mm lever fixing position in A 8.4 mm lever fixing position in B
Maximum differential travel	0.13 Mm lever fixing position in A 0.13 mm lever fixing position in B
Minimum over travel	0.6 Mm lever fixing position in A 0.6 mm lever fixing position in B
Inter contact distance	0.4 mm
Contact code designation	B300, AC-15 (U _e = 240 V, I _e = 1.5 A) conforming to EN/IEC 60947-5-1 appendix A R300, DC-13 (U _e = 250 V, I _e = 0.1 A) conforming to EN/IEC 60947-5-1 appendix A
[I _{th}] conventional free air thermal current	7.5 A at 250 V 50/60 Hz
Mechanical durability	2000000 cycles
Width	7 mm
Height	14 mm
Depth	20 mm
Net weight	14.1 g
Terminals description ISO n°1	(1-2-4)OC

The information provided in this documentation contains general descriptions and/or technical characteristics of the performance of the products contained herein. This documentation is not intended as a substitute for and is not to be used for determining suitability or reliability of these products for specific user applications. It is the duty of any such user or integrator to perform the appropriate and complete risk analysis, evaluation and testing of the products with respect to the relevant specific application or use thereof. Neither TWSS Holding nor any of its affiliates or subsidiaries shall be responsible or liable for misuse of the information contained herein.

Environment

IP degree of protection	IP67
Ambient air temperature for operation	-40...105 °C
Marking	CE
Standards	EN 61058 CURus IEC 60947-5-1 UL 1054 EN 60947-5-1

Packing Units

Unit Type of Package 1	PCE
Number of Units in Package 1	1
Package 1 Height	1.0 cm
Package 1 Width	8.0 cm
Package 1 Length	10.0 cm
Package 1 Weight	16.0 g
Unit Type of Package 2	S01
Number of Units in Package 2	100
Package 2 Height	15.0 cm
Package 2 Width	15.0 cm
Package 2 Length	40.0 cm
Package 2 Weight	1.845 kg
Unit Type of Package 3	BAG
Number of Units in Package 3	5
Package 3 Height	8.0 cm
Package 3 Width	3.0 cm
Package 3 Length	10.0 cm
Package 3 Weight	81.0 g

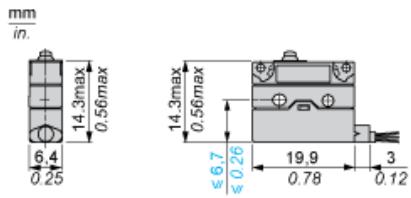
Offer Sustainability

Sustainable offer status	Green Premium product
Toxic heavy metal free	Yes
Environmental Disclosure	Product Environmental Profile
Circularity Profile	No need of specific recycling operations
California proposition 65	WARNING: This product can expose you to chemicals including: Diisononyl phthalate (DINP), which is known to the State of California to cause cancer, and Di-isodecyl phthalate (DIDP), which is known to the State of California to cause birth defects or other reproductive harm. For more information go to www.P65Warnings.ca.gov
For all Reach Rohs enquiries contact us at	sustainability@tesensors.com

Contractual warranty

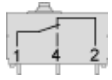
Warranty	18 months
----------	-----------

Dimensions



Wiring Diagram

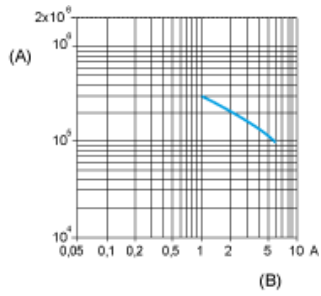
Single-pole CO Snap Action



- 1 : Black
- 2 : Grey
- 4 : Blue

Operating Curves

250 V AC : Resistive circuit



- (A) Number of cycles
- (B) Current